

Composite Scale of Morningness, French version T-score tables

Females 18-19 (N=205)				
	Total	Factor 1	Factor 2	Factor 3
Mean	35,13	13,23	11,48	10,42
SD	6,65	2,98	2,64	2,48
Median	36	13	12	10
Range	15 - 49	6 - 19	4 - 16	4 - 17
Skewness	-0,308	-0,295	-0,383	-0,059
p	0,068	0,080	0,025	0,721
Kurtosis	2,682	2,554	2,769	3,015
p	0,367	0,063	0,583	0,777
Shapiro-Wilks	0,988	0,991	0,987	0,998
p	0,070	0,223	0,063	0,988
Males 18-19 (N=45)				
	Total	Factor 1	Factor 2	Factor 3
Mean	32,8	13,36	10,64	8,8
SD	6,68	3,3	2,49	2,27
Median	33	13	10	9
Range	17 - 48	5 - 21	6 - 16	5 - 14
Skewness	-0,098	-0,069	0,171	0,180
p	0,764	0,832	0,600	0,582
Kurtosis	3,215	3,333	2,377	2,245
p	0,450	0,362	0,400	0,220
Shapiro-Wilks	0,987	0,987	0,991	0,974
p	0,871	0,877	0,981	0,414
Wilcoxon (z)	-2,221	-0,005	-2,141	-3,957
p	0,03	1	0,32	0

Factor 1: items 1, 6, 8, 10 & 11

Factor 2: items 3, 4, 5 & 12


Factor 3: items 2, 7, 9 & 13

Raw Score	Females 18-19 (N=205)				Males 18-19 (N=45)			
	Total	Factor 1	Factor 2	Factor 3	Total	Factor 1	Factor 2	Factor 3
4			22	24			23	29
5			25	28			27	33
6		26	29	32		28	31	38
7		29	33	36		31	35	42
8		32	37	40		34	39	46
9		36	41	44		37	43	51
10		39	44	48		40	47	55
11		43	48	52		43	51	60
12		46	52	56		46	55	64
13	17	49	56	60	20	49	59	69
14	18	53	60	64	22	52	63	73
15	20	56	63	68	23	55	68	77
16	21	59	67	73	25	58	72	82
17	23	63		77	26	61		86
18	24	66		81	28	64		91
19	26	69			29	67		
20	27	73			31	70		
21	29	76			32	73		
22	30	79			34	76		
23	32	83			35	79		
24	33	86			37	82		
25	35	89			38	85		
26	36				40			
27	38				41			
28	39				43			
29	41				44			
30	42				46			
31	44				47			
32	45				49			
33	47				50			
34	48				52			
35	50				53			
36	51				55			
37	53				56			
38	54				58			
39	56				59			
40	57				61			
41	59				62			
42	60				64			


Composite Scale of Morningness, French version
T-score tables

43
44
45
46
47
48
49
50
51
52
53
54
55

62
63
65
66
68
69
71
72
74
75
77
78
80



65
67
68
70
71
73
74
76
77
79
80
82
83



Composite Scale of Morningness, French version T-score tables

Females 20-24 (N=591)				
	Total	Factor 1	Factor 2	Factor 3
Mean	34,76	13,04	11,5	10,22
SD	6,3	2,89	2,38	2,5
Median	35	13	12	10
Range	14 - 51	5 - 21	4 - 16	4 - 16
Skewness	-0,278	-0,146	-0,463	-0,300
p	0,006	0,146	0,000	0,003
Kurtosis	3,022	2,896	3,004	2,802
p	0,798	0,686	0,867	0,337
Shapiro-Wilks	0,994	0,998	0,986	0,992
p	0,016	0,625	0,000	0,003
Males 20-24 (N=282)				
	Total	Factor 1	Factor 2	Factor 3
Mean	34,17	13,44	11,49	9,25
SD	7,06	3,19	2,63	2,71
Median	34	14	12	9
Range	16 - 52	5 - 21	4 - 16	4 - 16
Skewness	-0,076	-0,210	-0,335	0,050
p	0,595	0,144	0,022	0,725
Kurtosis	2,625	2,545	2,539	2,326
p	0,158	0,063	0,058	0,001
Shapiro-Wilks	0,995	0,992	0,990	0,989
p	0,057	0,104	0,042	0,035
Wilcoxon (z)	1,309	-1,825	-0,048	5,186
p	0,191	0,068	0,962	0,000

Factor 1: items 1, 6, 8, 10 & 11

Factor 2: items 3, 4, 5 & 12

Factor 3: items 2, 7, 9 & 13

Raw Score	Females 20-24 (N=591)				Males 20-24 (N=282)			
	Total	Factor 1	Factor 2	Factor 3	Total	Factor 1	Factor 2	Factor 3
4			18	25			22	31
5			23	29			25	34
6		26	27	33		27	29	38
7		29	31	37		30	33	42
8		33	35	41		33	37	45
9		36	39	45		36	41	49
10		39	44	49		39	44	53
11		43	48	53		42	48	56
12		46	52	57		45	52	60
13	15	50	56	61	20	49	56	64
14	17	53	61	65	21	52	60	68
15	19	57	65	69	23	55	63	71
16	20	60	69	73	24	58	67	75
17	22	64	77	81	26	61	79	82
18	23	67	81	86	27	64	82	87
19	25	71	86	91	29	67	85	90
20	27	74	90	96	30	71	89	94
21	28	78	94	101	31	74	92	97
22	30	81	98	106	33	77	95	100
23	31	84	102	111	34	80	98	103
24	33	88	106	116	36	83	101	106
25	35	91	110	121	37	86	104	109
26	36	95	114	126	38	89	107	112
27	38	99	118	131	40	92	110	115
28	39	103	122	136	41	95	113	118
29	41	107	126	141	43	98	116	121
30	42	111	130	146	44	101	119	124
31	44	115	134	151	46	104	122	127
32	46	119	138	156	47	107	125	130
33	47	123	142	161	48	110	128	133
34	49	127	146	166	50	113	131	136
35	50	131	150	171	51	116	134	139
36	52	135	154	176	53	119	137	142
37	54	139	158	181	54	122	140	145
38	55	143	162	186	55	125	143	148
39	57	147	166	191	57	128	146	151
40	58	151	170	196	58	131	149	154
41	60	155	174	201	60	134	152	157
42	61	159	178	206	61	137	155	160

Composite Scale of Morningness, French version
T-score tables

43	63		63
44	65		64
45	66		65
46	68		67
47	69		68
48	71		70
49	73		71
50	74		72
51	76		74
52	77		75
53	79		77
54	81		78
55	82		80

Composite Scale of Morningness, French version T-score tables

Females 25-29 (N=98)					Females 25-29 (N=98)					Males 25-29 (N=89)				
	Total	Factor 1	Factor 2	Factor 3	Raw Score	Total	Factor 1	Factor 2	Factor 3	Total	Factor 1	Factor 2	Factor 3	
Mean	36,71	13,85	12	10,88	4			17	22			18	29	
SD	6,3	2,97	2,45	2,43	5			21	26			22	33	
Median	37	14	12	11	6		24	26	30		26	26	36	
Range	20 - 50	7 - 21	6 - 16	4 - 16	7		27	30	34		29	30	39	
Skewness	-0,199	0,029	-0,370	-0,586	8		30	34	38		32	34	43	
p		0,902			9		34	38	42		35	38	46	
Kurtosis	2,561	2,573	2,444	3,219	10		37	42	46		38	42	50	
p		0,413			11		40	46	50		41	46	53	
Shapiro-Wilks	0,991	0,992	0,982	0,974	12		44	50	55		44	50	57	
p	0,762	0,829	0,198	0,052	13	12	47	54	59	19	47	54	60	
					14	14	51	58	63	20	50	58	63	
					15	16	54	62	67	22	53	62	67	
					16	17	57	66	71	23	56	66	70	
					17	19	61		75	24	59		74	
					18	20	64		79	26	62		77	
					19	22	67			27	65			
					20	23	71			28	68			
					21	25	74			30	71			
					22	27	77			31	75			
					23	28	81			32	78			
					24	30	84			34	81			
					25	31	88			35	84			
					26	33				36				
					27	35				38				
					28	36				39				
					29	38				41				
					30	39				42				
					31	41				43				
					32	43				45				
					33	44				46				
					34	46				47				
					35	47				49				
					36	49				50				
					37	50				51				
					38	52				53				
					39	54				54				
					40	55				55				
					41	57				57				
					42	58				58				

Factor 1: items 1, 6, 8, 10 & 11


Factor 2: items 3, 4, 5 & 12

Factor 3: items 2, 7, 9 & 13


Composite Scale of Morningness, French version
T-score tables

43
44
45
46
47
48
49
50
51
52
53
54
55

60
62
63
65
66
68
70
71
73
74
76
77
79



60
61
62
64
65
66
68
69
70
72
73
75
76



Composite Scale of Morningness, French version T-score tables

Females 30-34 (N=71)				
	Total	Factor 1	Factor 2	Factor 3
Mean	37,59	14,07	12,1	11,42
SD	6,24	2,98	2,26	2,37
Median	37	14	12	11
Range	26 - 55	8 - 21	7 - 16	6 - 18
Skewness	0,220	0,157	-0,078	0,022
p	0,416	0,560	0,770	0,933
Kurtosis	2,796	2,266	2,245	3,047
p	0,956	0,101	0,084	0,648
Shapiro-Wilks	0,987	0,986	0,995	0,995
p	0,679	0,610	0,996	0,991
Males 30-34 (N=48)				
	Total	Factor 1	Factor 2	Factor 3
Mean	36,56	14,56	11,81	10,19
SD	7,82	3,36	2,74	3,19
Median	37	15	12	10
Range	19 - 54	7 - 21	5 - 16	4 - 17
Skewness	-0,141	-0,201	-0,221	-0,045
p	0,657	0,528	0,488	0,887
Kurtosis	2,837	2,697	2,617	2,007
p	0,884	0,901	0,767	0,027
Shapiro-Wilks	0,989	0,989	0,978	0,975
p	0,925	0,918	0,496	0,386
Wilcoxon (z)	0,597	-0,967	0,524	2,015
p	0,551	0,334	0,600	0,044

Factor 1: items 1, 6, 8, 10 & 11

Factor 2: items 3, 4, 5 & 12


Factor 3: items 2, 7, 9 & 13

Raw Score	Females 30-34 (N=71)				Males 30-34 (N=48)			
	Total	Factor 1	Factor 2	Factor 3	Total	Factor 1	Factor 2	Factor 3
4			14	19			21	31
5			19	23			25	34
6		23	23	27		25	29	37
7		26	27	31		28	32	40
8		30	32	36		30	36	43
9		33	36	40		33	40	46
10		36	41	44		36	43	49
11		40	45	48		39	47	53
12		43	50	52		42	51	56
13	11	46	54	57	20	45	54	59
14	12	50	58	61	21	48	58	62
15	14	53	63	65	22	51	62	65
16	15	56	67	69	24	54	65	68
17	17	60		74	25	57		71
18	19	63		78	26	60		74
19	20	67			28	63		
20	22	70			29	66		
21	23	73			30	69		
22	25	77			31	72		
23	27	80			33	75		
24	28	83			34	78		
25	30	87			35	81		
26	31				36			
27	33				38			
28	35				39			
29	36				40			
30	38				42			
31	39				43			
32	41				44			
33	43				45			
34	44				47			
35	46				48			
36	47				49			
37	49				51			
38	51				52			
39	52				53			
40	54				54			
41	55				56			
42	57				57			


Composite Scale of Morningness, French version
T-score tables

43
44
45
46
47
48
49
50
51
52
53
54
55

59
60
62
63
65
67
68
70
71
73
75
76
78



58
60
61
62
63
65
66
67
68
70
71
72
74



Composite Scale of Morningness, French version T-score tables

Females 35-39 (N=25)				
	Total	Factor 1	Factor 2	Factor 3
Mean	38,2	14,72	12,36	11,12
SD	6,33	2,98	2,58	2,09
Median	39	15	13	11
Range	24 - 49	10 - 21	7 - 16	6 - 16
Skewness	-0,301	-0,089	-0,571	-0,022
p	0,467	0,828	0,178	0,957
Kurtosis	2,502	2,210	2,773	3,375
p	0,837	0,421	0,811	0,325
Shapiro-Wilks	0,983	0,959	0,954	0,979
p	0,936	0,401	0,313	0,861

Males 35-39 (N=29)				
	Total	Factor 1	Factor 2	Factor 3
Mean	37,69	14,41	12,35	10,93
SD	7,47	3,15	2,91	2,76
Median	39	15	13	12
Range	22 - 50	8 - 19	4 - 16	4 - 16
Skewness	-0,269	-0,131	-1,015	-0,423
p	0,491	0,736	0,018	0,285
Kurtosis	2,224	1,987	3,593	3,011
p	0,372	0,117	0,232	0,593
Shapiro-Wilks	0,972	0,984	0,904	0,985
p	0,604	0,931	0,012	0,936
Wilcoxon (z)	0,191	0,279	-0,403	0,176
p	0,848	0,780	0,687	0,860

Factor 1: items 1, 6, 8, 10 & 11

Factor 2: items 3, 4, 5 & 12


Factor 3: items 2, 7, 9 & 13

Raw Score	Females 35-39 (N=25)				Males 35-39 (N=29)			
	Total	Factor 1	Factor 2	Factor 3	Total	Factor 1	Factor 2	Factor 3
4			18	16			21	25
5			21	21			25	29
6		21	25	26		23	28	32
7		24	29	30		26	32	36
8		27	33	35		30	35	39
9		31	37	40		33	38	43
10		34	41	45		36	42	47
11		38	45	49		39	45	50
12		41	49	54		42	49	54
13	10	44	52	59	17	46	52	58
14	12	48	56	64	18	49	56	61
15	13	51	60	69	20	52	59	65
16	15	54	64	73	21	55	63	68
17	17	58		78	22	58		72
18	18	61		83	24	61		76
19	20	64			25	65		
20	21	68			26	68		
21	23	71			28	71		
22	24	74			29	74		
23	26	78			30	77		
24	28	81			32	80		
25	29	84			33	84		
26	31				34			
27	32				36			
28	34				37			
29	35				38			
30	37				40			
31	39				41			
32	40				42			
33	42				44			
34	43				45			
35	45				46			
36	47				48			
37	48				49			
38	50				50			
39	51				52			
40	53				53			
41	54				54			
42	56				56			


Composite Scale of Morningness, French version
T-score tables

43
44
45
46
47
48
49
50
51
52
53
54
55

58
59
61
62
64
65
67
69
70
72
73
75
77



57
58
60
61
62
64
65
66
68
69
70
72
73



Composite Scale of Morningness, French version
T-score tables

Females 40-44 (N=31)				
	Total	Factor 1	Factor 2	Factor 3
Mean	40,23	15,9	12,19	12,13
SD	7,95	3,48	3,22	2,35
Median	42	15	13	12
Range	24 - 52	9 - 21	5 - 16	8 - 16
Skewness	-0,291	-0,121	-0,702	-0,016
p	0,445	0,749	0,079	0,966
Kurtosis	2,096	2,007	2,444	2,333
p	0,192	0,113	0,663	0,496
Shapiro-Wilks	0,969	0,988	0,936	0,996
p	0,493	0,974	0,066	1,000
Males 40-44 (N=10)				
	Total	Factor 1	Factor 2	Factor 3
Mean	37,9	16,1	10,8	11
SD	7,78	3,11	2,94	3,09
Median	36,5	16	10	11
Range	27 - 50	12 - 21	7 - 16	5 - 16
Skewness	0,290	0,136	0,595	-0,333
p	0,605	0,807	0,293	0,553
Kurtosis	1,779	1,615	2,222	2,842
p	0,326	0,172	0,881	0,488
Shapiro-Wilks	0,940	0,931	0,937	0,986
p	0,555	0,569	0,520	0,990
Wilcoxon (z)	0,836	-0,092	,1,300	1,042
p	0,403	0,927	0,194	0,297

Factor 1: items 1, 6, 8, 10 & 11

Factor 2: items 3, 4, 5 & 12


Factor 3: items 2, 7, 9 & 13

Raw Score	Females 40-44 (N=31)				Males 40-44 (N=10)			
	Total	Factor 1	Factor 2	Factor 3	Total	Factor 1	Factor 2	Factor 3
4			25	15			27	27
5			28	20			30	31
6		22	31	24		18	34	34
7		24	34	28		21	37	37
8		27	37	32		24	40	40
9		30	40	37		27	44	44
10		33	43	41		30	47	47
11		36	46	45		34	51	50
12		39	49	49		37	54	53
13	16	42	53	54	18	40	57	56
14	17	45	56	58	19	43	61	60
15	18	47	59	62	21	46	64	63
16	20	50	62	66	22	50	68	66
17	21	53		71	23	53		69
18	22	56		75	24	56		73
19	23	59			26	59		
20	25	62			27	63		
21	26	65			28	66		
22	27	68			30	69		
23	28	70			31	72		
24	30	73			32	75		
25	31	76			33	79		
26	32				35			
27	33				36			
28	35				37			
29	36				39			
30	37				40			
31	38				41			
32	40				42			
33	41				44			
34	42				45			
35	43				46			
36	45				48			
37	46				49			
38	47				50			
39	48				51			
40	50				53			
41	51				54			
42	52				55			


Composite Scale of Morningness, French version
T-score tables

43
44
45
46
47
48
49
50
51
52
53
54
55

53
55
56
57
59
60
61
62
64
65
66
67
69



57
58
59
60
62
63
64
66
67
68
69
71
72



Composite Scale of Morningness, French version T-score tables

Females 45-49 (N=31)				
	Total	Factor 1	Factor 2	Factor 3
Mean	40,87	15,74	12,68	12,45
SD	5,61	2,88	2,24	1,75
Median	40	16	12	12
Range	26 - 51	9 - 21	6 - 16	9 - 17
Skewness	-0,343	-0,250	-0,671	0,272
p	0,370	0,510	0,092	0,474
Kurtosis	3,143	2,587	3,780	3,375
p	0,486	0,878	0,170	0,333
Shapiro-Wilks	0,983	0,988	0,942	0,978
p	0,888	0,970	0,095	0,764
Males 45-49 (N=14)				
	Total	Factor 1	Factor 2	Factor 3
Mean	42,64	17,36	12,5	12,79
SD	5,3	2,5	2,57	1,89
Median	43	17	13,5	13
Range	30 - 51	13 - 21	8 - 16	9 - 16
Skewness	-0,687	-0,024	-0,497	0,035
p	0,186	0,962	0,332	0,945
Kurtosis	3,457	2,070	1,911	2,897
p	0,242	0,512	0,320	0,548
Shapiro-Wilks	0,958	0,983	0,925	0,956
p	0,686	0,990	0,259	0,656
Wilcoxon (z)	-1,106	-1,715	0,074	-0,638
p	0,269	0,086	0,941	0,524

Factor 1: items 1, 6, 8, 10 & 11

Factor 2: items 3, 4, 5 & 12


Factor 3: items 2, 7, 9 & 13

Raw Score	Females 45-49 (N=31)				Males 45-49 (N=14)			
	Total	Factor 1	Factor 2	Factor 3	Total	Factor 1	Factor 2	Factor 3
4			11	2			17	3
5			16	7			21	9
6		16	20	13		5	25	14
7		20	25	19		9	29	19
8		23	29	25		13	32	25
9		27	34	30		17	36	30
10		30	38	36		21	40	35
11		34	43	42		25	44	41
12		37	47	47		29	48	46
13	0	40	51	53	-6	33	52	51
14	2	44	56	59	-4	37	56	56
15	4	47	60	65	-2	41	60	62
16	6	51	65	70	0	45	64	67
17	7	54		76	2	49		72
18	9	58		82	4	53		78
19	11	61			5	57		
20	13	65			7	61		
21	15	68			9	65		
22	16	72			11	69		
23	18	75			13	73		
24	20	79			15	77		
25	22	82			17	81		
26	23				19			
27	25				20			
28	27				22			
29	29				24			
30	31				26			
31	32				28			
32	34				30			
33	36				32			
34	38				34			
35	40				36			
36	41				37			
37	43				39			
38	45				41			
39	47				43			
40	48				45			
41	50				47			
42	52				49			


Composite Scale of Morningness, French version
T-score tables

43
44
45
46
47
48
49
50
51
52
53
54
55

54
56
57
59
61
63
64
66
68
70
72
73
75



51
53
54
56
58
60
62
64
66
68
70
71
73



Composite Scale of Morningness, French version T-score tables

Females 50-54 (N=15)				
	Total	Factor 1	Factor 2	Factor 3
Mean	39,2	14,33	13	11,87
SD	8,17	4,39	2,36	2,64
Median	40	16	13	13
Range	21 - 51	6 - 21	8 - 16	7 - 15
Skewness	-0,605	-0,274	-0,371	-0,669
p	0,231	0,579	0,455	0,188
Kurtosis	2,792	1,956	2,470	0,297
p	0,655	0,340	0,999	0,778
Shapiro-Wilks	0,961	0,961	0,960	0,945
p	0,706	0,717	0,694	0,449
Males 50-54 (N=14)				
	Total	Factor 1	Factor 2	Factor 3
Mean	40,29	15,71	12,57	12
SD	7,14	3,25	2,53	2,15
Median	41	16	12,5	12
Range	21 - 50	7 - 19	6 - 16	8 - 16
Skewness	-1,308	-1,305	-1,000	0,000
p	0,018	0,019	0,062	1,000
Kurtosis	5,063	4,671	4,474	2,753
p	0,025	0,042	0,055	0,670
Shapiro-Wilks	0,866	0,818	0,088	0,989
p	0,036	0,008	0,057	0,999
Wilcoxon (z)	-0,394	-0,835	0,312	0,176
p	0,694	0,404	0,755	0,860

Factor 1: items 1, 6, 8, 10 & 11

Factor 2: items 3, 4, 5 & 12


Factor 3: items 2, 7, 9 & 13

Raw Score	Females 50-54 (N=15)				Males 50-54 (N=14)			
	Total	Factor 1	Factor 2	Factor 3	Total	Factor 1	Factor 2	Factor 3
4			12	20			16	13
5			16	24			20	17
6		31	20	28		20	24	22
7		33	25	32		23	28	27
8		36	29	35		26	32	31
9		38	33	39		29	36	36
10		40	37	43		32	40	41
11		42	42	47		36	44	45
12		45	46	50		39	48	50
13	18	47	50	54	12	42	52	55
14	19	49	54	58	13	45	56	59
15	20	52	58	62	15	48	60	64
16	22	54	63	66	16	51	64	69
17	23	56		69	17	54		73
18	24	58		73	19	57		78
19	25	61			20	60		
20	26	63			22	63		
21	28	65			23	66		
22	29	67			24	69		
23	30	70			26	72		
24	31	72			27	76		
25	33	74			29	79		
26	34				30			
27	35				31			
28	36				33			
29	38				34			
30	39				36			
31	40				37			
32	41				38			
33	42				40			
34	44				41			
35	45				43			
36	46				44			
37	47				45			
38	49				47			
39	50				48			
40	51				50			
41	52				51			
42	53				52			

Composite Scale of Morningness, French version
T-score tables

43
44
45
46
47
48
49
50
51
52
53
54
55

55
56
57
58
60
61
62
63
64
66
67
68
69



54
55
57
58
59
61
62
64
65
66
68
69
71

